

OUR DRIVING STYLE SERVICES OFFER MORE AGAIN!

“WEBEYE DRIVING STYLE” EVALUATION SERVICE

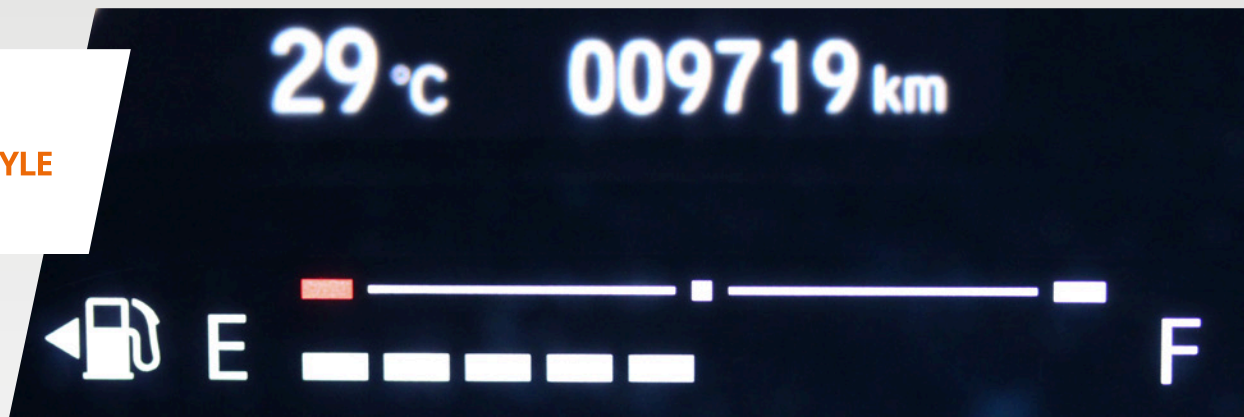
1

New data

New types of data have become part of the reports, such as the number of instances of braking and clutch use, fuel consumption standard and acceleration data. From now on, you can find all driving style data in the “Driving Style” app, parallel use of the “Small Driving Style” or the “Driving Style” report is no longer necessary!



To facilitate easier use, the “Small Driving Style” and the “Driving Style” report has been integrated into “Driving Style” application. In case of “Driving Style” subscription the “Small Driving Style” has disappeared from the interface, and the “Driving Style” report has been removed from the reports.



2 New customization functions

Now you can choose whether you want the driven distance to be calculated based on CAN or GPS data. It is also up to you whether you want a vehicle considered in drivers' evaluation based on driven time or km driven.

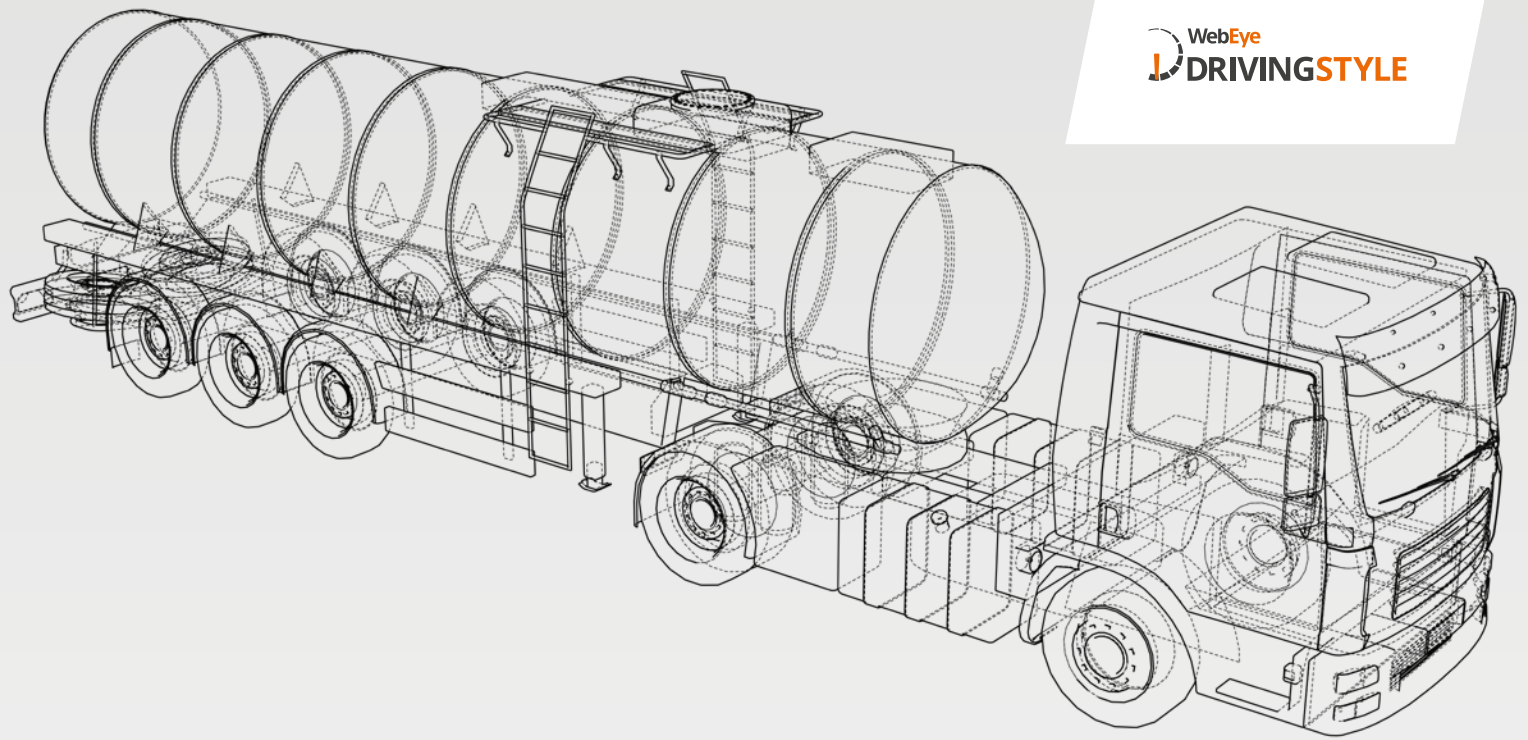


3 New elements on the interface to enhance user experience

The new features the trend view offers you include zooming in on a time interval to analyse important events more in detail. The evaluation of your drivers is now even more visually expressive, with stars showing the rating to make the actual performance clearly visible.

4 Vehicle-vehicle profile binding

To further increase the objectivity of your drivers' evaluation, now you can choose a vehicle profile for your vehicles from the ones created by the service provider.



QUESTIONS AND ANSWERS ABOUT VEHICLE-VEHICLE PROFILE BINDING

What are vehicle profiles?

When creating a vehicle profile, we differentiate based on the characteristics of the makes in the profile. Based on our own measurements, when determining the optimal values, we consider the key diagnostics features of vehicles, such as:

- optimum, distribution definable based on RPM-torque characteristics curve
- Eco-Roll definable from the relation of RPM and speed
- braking intensity
- hazard correction due to speeding
- overrevving and unnecessary idle usage
- cruise control and retarder usage
- throttle usage

What are the benefits of binding a vehicle profile to your vehicles?


Using vehicle profiles ensures that differences between vehicle types affect drivers' scores to a lesser degree and the evaluation shows drivers' performance more objectively.

What profiles can I choose from?

Collective profiles are created in the WebEye Driving Style system, with a profile covering not just a single vehicle model. We recommend that you assign the vehicles of the models with characteristics closest to the profile settings to a particular profile. When the function is launched, a limited number of the profiles is available, but new ones are continuously created. Consult the Help (?) menu on the Driving Style interface for the assignment of various models to profiles recommended by the service provider.



Where do I find the profile binding function?

The vehicle-vehicle profile binding is automatically displayed to each Driving Style sub-user when the function starts. On the WebEye home page, click on the „Driving Style with Profile binding” menu item for login to the Driving Style interface, where the vehicle-vehicle profile binding function is available, in addition to all other Driving Style functions. Select the intended license plate number on the vehicle report page and click on the  icon to access the function.

How can I set to enable the vehicle-vehicle profile binding function only to particular users?

The same way as elsewhere in the WebEye system, you can disable the business function to specific users when managing users or user groups.



SMALL DRIVING STYLE REPORT

A new form of the Small Driving Style report has also become available to our customers who need the data only and do not wish to enjoy the benefits offered by the detailed evaluation

- New, more modern platform
- Running reports has become faster
- New user-friendly application instead of the current report interface
- Several new functions have been added: from now on, you can run reports not only by vehicle but also by driver and fleet

 From now on, the “Driving Style” report is available not among the reports. Click on the “Small Driving Style” menu item to start the application!